



THE LEADER IN PAINT TECHNOLOGY

USER GUIDE TOA.DMS PAINTER & CONTRACTOR

PROJECT REGISTRATION

Fill in all required information marked (*)



- Working route
- Dashboard
- Member list
- New member registration
- New project registration**
- Potential project list
- Calculate acreage
- Promotion campaign

2. Enter **Project name**

Project information

Location you are in: 8, Alley 34 Dat Thanh, Ward 6, Ho Chi Minh City, Ho Chi Minh City, Vietnam

You are standing away from the project 0 m

Visit

VIEW REPORT

Member

Nguyen Ba Nhat

(Do not select member if there is a potential project)

Project name *
Aqua motel

Project type *
Motel

Estimated project value *
From 120 mil to less than 200 mil

1. Select **Member name** if the project is member project. Skip if potential project.

Member

Select membership

✓ Select membership

Nguyen Ba Nhat

Nguyen Ho

Tran Nguyen

Fill in all required information marked (*)

Project information

Project name *
Aqua motel

Project type *
Motel

Estimated project value *
From 120 mil to less than 200 mil

Acreage (m2) *
2000

Quantification of acreage: 2,000
 - Powder: 4,220 kg
 - Primer: 260 liter
 - Coating: 520 liter

Used:
 - Powder: 0 kg
 - Primer: 0 liter
 - Coating: 0 liter

Start date *
1 Nov 2023

End date *
31 Jan 2024

4. Select **estimated project value**

5. Enter the **acreage** to be painted of the project. This acreage can only be entered once and cannot be edited

6. **Start date**: is the date of first approach/ date of creation

3. Select **project type**

Project type *

Select project type

- ✓ Select project type
- Private house
- Villa
- Apartment
- Adjacent project houses
- Motel
- Hotel
- Other

7. **End date**: is the date the project is expected to be completed.

When "Project status" is selected as "Complete", the system will automatically jump back to the current day.

Fill in all required information marked (*)

9. Select Customer service

Customer service *

- Color matching
- Select customer service
- Solve problem
- Project warranty 80%
- ✓ Color matching
- Consulting on paint system

Project information

Project status *
Plaster

Customer service *
Color matching

Resolve problem *
Alkaline

Potential project
 10% 20% 50% 80%
 HOT WIN FAIL
 Potential project notes

Next visit date *
21 Nov 2023

Project address *
1080 CMT8

Ward *
7

Province/City *

8. Select Project status: according to the project progress

Project status *

- Plaster
- Select project status
- Brickwork
- ✓ Plaster
- Paint
- Stop construction 80%
- Completed

10. Select Resolve problem

Resolve problem *

- Alkaline
- Fade
- Peeling off
- Thick / Lumpy
- Gloss
- Don't backfill
- ✓ Alkaline

11. Select % potential of project & notes (if any)

12. Select the estimated date of the next visit to the project

13. Fill full address of the project.

Project information

INVESTOR

CONTRACTOR

DESIGN CONSULTANT

PRODUCT

Product	Point
Sum product point	
Sum promotion point	
Total point	0

Scan QR code

Enter the QR code

Please Register the project before scanning the QR code

Total project value

Register

After registering

Open tab "member list" to view the project with member

Member list

3 Member, 3 Approved, 0 Pending, 0 Close

Search member

Nguyen Ba Nhat / 224072
23452345 / 89/96 Dan Tri, 6, QUAN TAN BINH, HO CHI MINH
Point: 0 Project: 0 / 1

Project list

1 Total, 1 New, 0 Pending, 0 Approved

Project status: 0 Completed, 1 Other

Search project information

Aqua motel / Motel (2283953)
1080 CMT8, 7, QUAN TAN BINH, HO CHI MINH
Point: 0 Completed date: 31.01.2024 Plaster

Open tab "Potential project list" to view project without member

Project list

From date: 11 May 2023 To date: 11 Nov 2023

WIN FAIL HOT <=80%
Brickwork Plaster Paint

Filter

Merchandiser	Potential	Quantity
Test contractor	Win	1

Merchandiser Potential Quantity

Search project information

Project list

From date: 11 May 2023 To date: 11 Nov 2023

WIN FAIL HOT <=80%
Brickwork Plaster Paint

Filter

Merchandiser	Potential	Quantity
Test contractor	Win	1

TOTAL NUMBER OF PROJECT 1

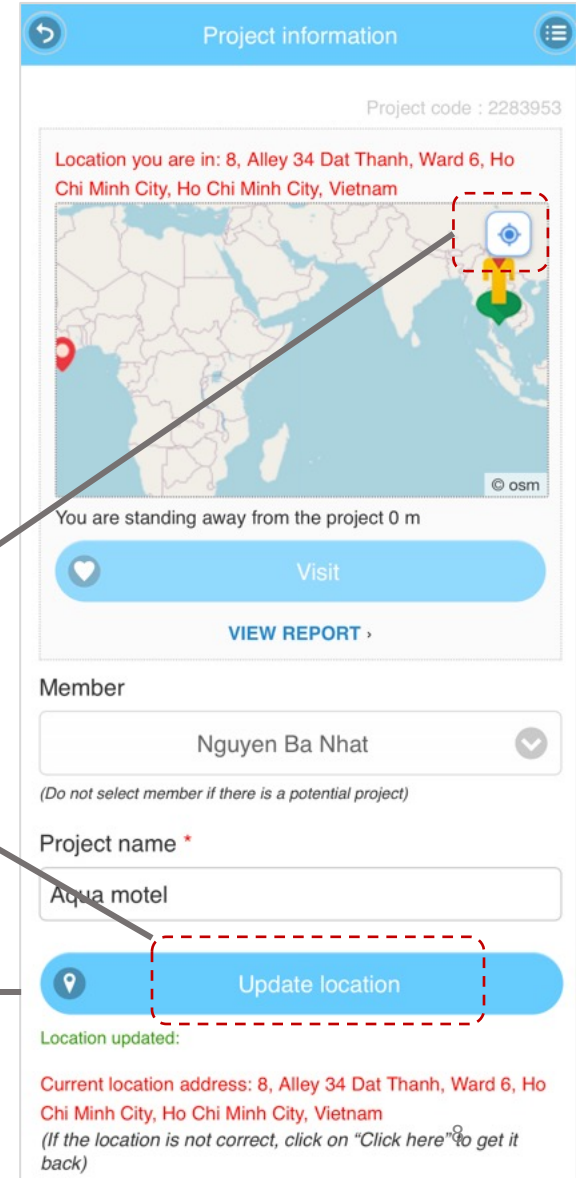
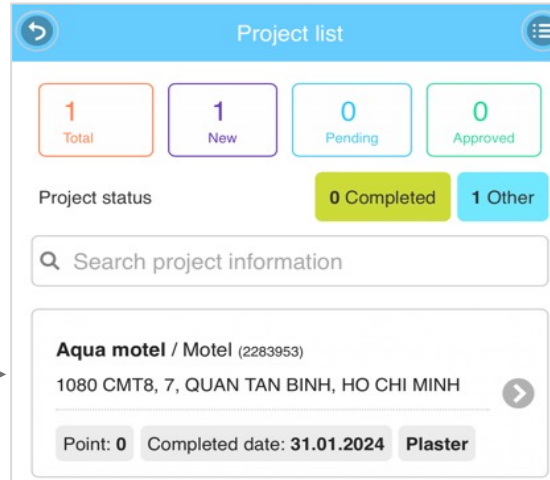
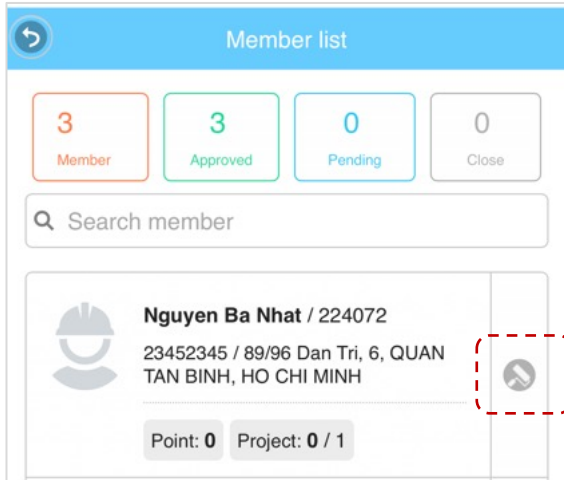
Search project information

Villa Lotus / Motel (2283952)
92 CMT8, 1, QUAN 3, HO CHI MINH
Finish date: 31.12.2023
Win Visit date: 17.11.2023 Paint

14. Press **Register** to complete new project creation

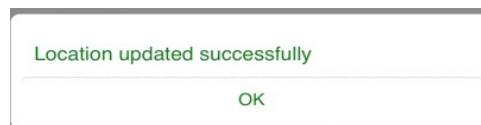
PROJECT FOR MEMBER

After registering project information successfully, go to get location and take photo of the project.



1. Project location update. If the location is not correct, press this icon to get it back

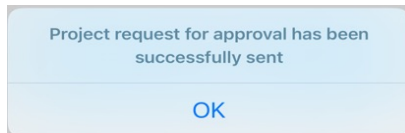
2. Press “Update location” button to save latitude, longitude for next visiting



After updating location successfully, icon “Update” & “Submit” will be enabled

3. Press “More project photo” →
“Take project photo” → Use photo

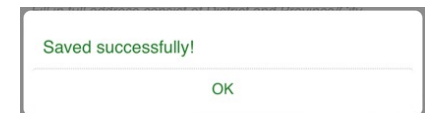
5. Press “**Submit**” to send project
request to ASM for approval



The screenshot shows a mobile application interface for 'Project information'. At the top, there is a blue header with a back arrow, the title 'Project information', and a menu icon. Below the header, a red error message reads: 'The project has not been approved for QR code scanning'. The form contains several sections: 1. 'Promotion campaign' with a dropdown menu and a '+ Add promotion campaign' button. 2. 'Total project value' with a text input field containing '120,000,000'. 3. 'Photo of invoice' section, which is highlighted with a red dashed box. It contains a '+ More invoice photo' button. 4. 'Photo of project' section, also highlighted with a red dashed box. It contains a 'Take project photo' button with a camera icon and a '+ More project photo' button. At the bottom of the form are two large blue buttons: 'Update' (with a pencil icon) and 'Submit' (with a document icon).

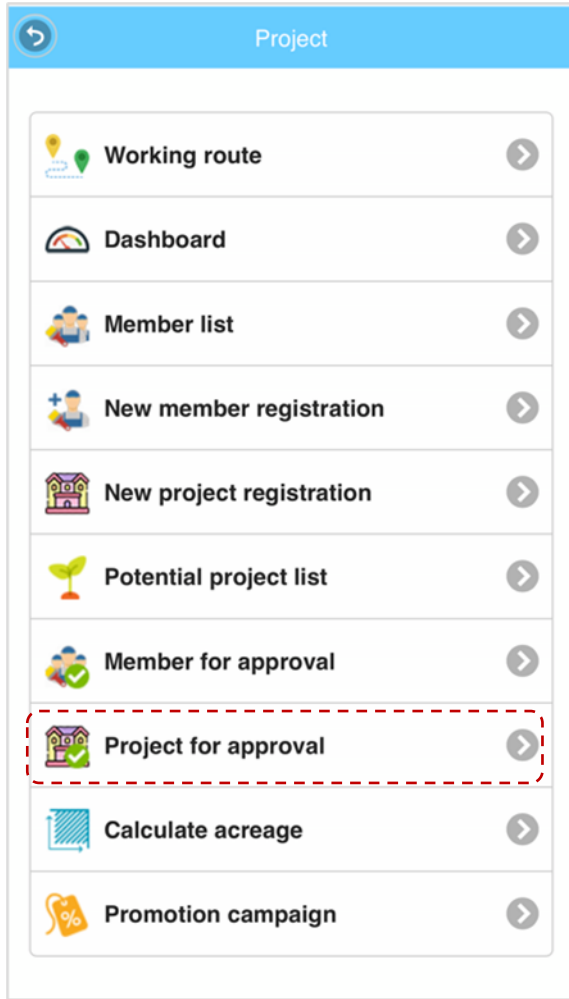
6. The project must have at least
1 invoice photo. Otherwise it
will not be completed

4. Press “**Update**” to save
Location (if any change) and
Photos of the project.



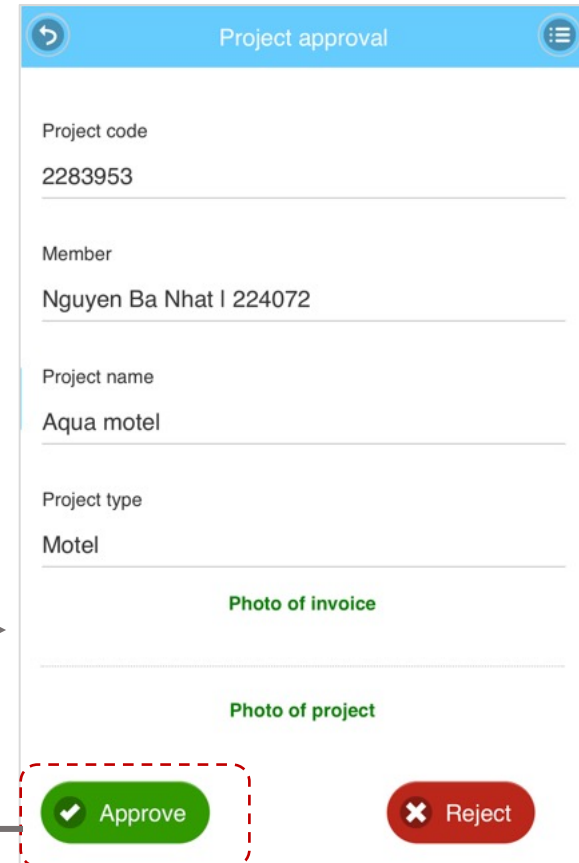
PROJECT APPROVAL

1. Press “Project for approval”



2. Review project information

3. Press “Approve | Reject” the member project



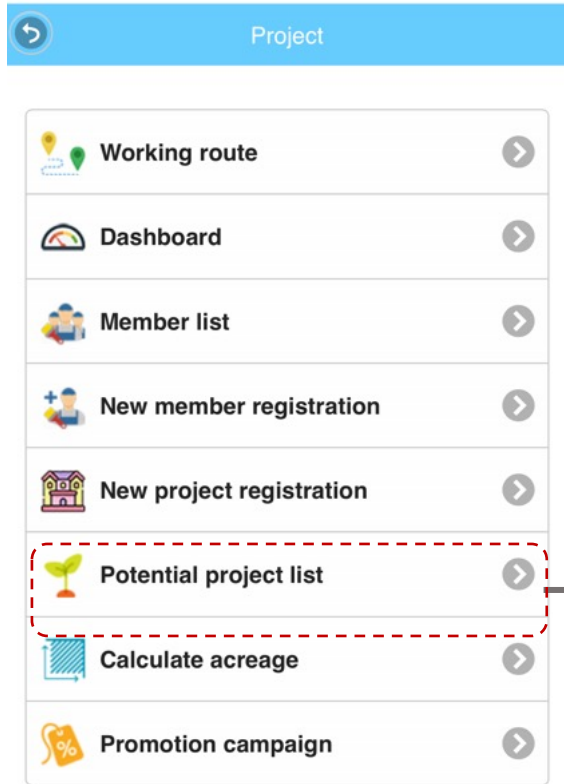
Approved successfully!

OK

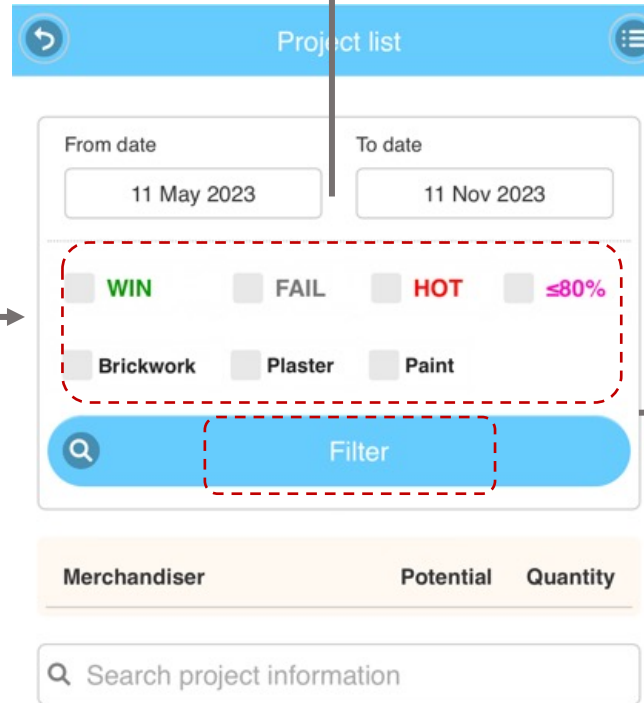
Contractor (or member) can start scanning QR code after approved successfully

POTENTIAL PROJECT

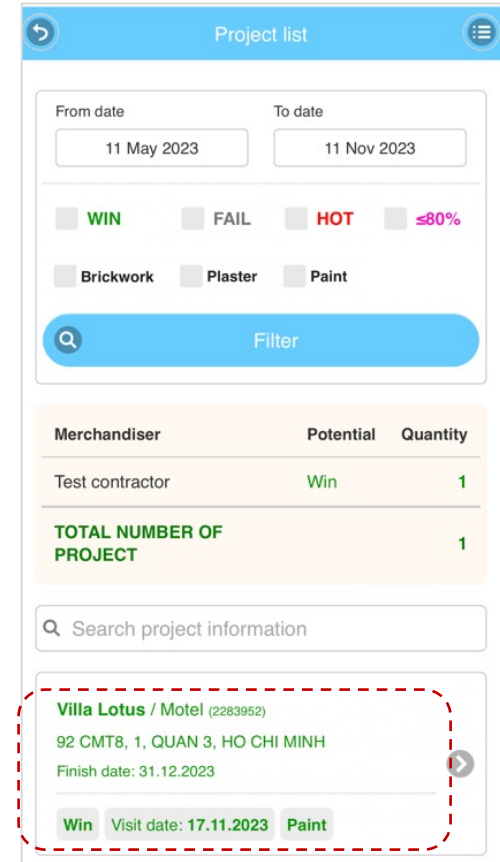
The projects without member name will be in the “Potential project list”



1. Tick the potential status in here to filter the list of projects
→ **The color of the project** is shown in the color of the potential status.



“WIN” project show green.



“HOT” project show **red**.

“≤80%” project show **pink**.

“FAIL” project or “20%”, “30%” and “50%” potential show **black**.

Project list

From date: 12 May 2023 To date: 12 Nov 2023

WIN
 FAIL
 HOT
 ≤80%

Brickwork
 Plaster
 Paint

Filter

Merchandise	Potential	Quantity
Test contractor	Hot	1
TOTAL NUMBER OF PROJECT		1

Search project information

Philip House / Private house (2283954)
 30 CMT8, 1, QUAN 3, HO CHI MINH
 Finish date: 30.11.2023

Hot Visit date: 15.11.2023 **Plaster**

Project list

From date: 12 May 2023 To date: 12 Nov 2023

WIN
 FAIL
 HOT
 ≤80%

Brickwork
 Plaster
 Paint

Filter

Merchandise	Potential	Quantity
Test contractor	80%	1
TOTAL NUMBER OF PROJECT		1

Search project information

Thinh House / Private house (2283956)
 1199 CMT8, 3, QUAN 3, HO CHI MINH
 Finish date: 31.12.2023

80% Visit date: 15.11.2023 **Paint**

Project list

From date: 12 May 2023 To date: 12 Nov 2023

WIN
 FAIL
 HOT
 ≤80%

Brickwork
 Plaster
 Paint

Filter

Merchandise	Potential	Quantity
Test contractor	Fail	1
TOTAL NUMBER OF PROJECT		1

Search project information

An house / Private house (2283955)
 108 CMT8, 3, QUAN 3, HO CHI MINH
 Finish date: 30.11.2023

Fail Visit date: 14.11.2023 **Brickwork**

VISIT PROJECT

Merchandise	Potential	Quantity
Test contractor	Hot	1
TOTAL NUMBER OF PROJECT		1

If location you are here incorrect, press this icon to get it back

Note purpose of the project visit, then press "Visit" button to check in

Click here to see information of project

Project code : 2283954

Location you are in: 8, Alley 34 Dat Thanh, Ward 6, Ho Chi Minh City, Ho Chi Minh City, Vietnam

You are standing away from the project 0 m

Note purpose of the project visit

Visit

Last visit date Today at 03:03 [VIEW REPORT](#)

Member

Select membership

(Do not select member if there is a potential project)

Project name *

Philip House

Project type *

Private house

PROJECT VISIT

1. Login to Admin website
2. Select menu ROUTING > Route plan

RDS dms ROUTING > ROUTE PLAN

Language 1

Tháng: 11 Năm: 2023 Nhân viên: (Xem tất cả)

🔍 Lọc dữ liệu
📁 Import danh ...
📄 File mẫu

Thêm Lưu Xuất excel

PERSON	ROUTE MONTH	ROUTE YEAR	WEEK 1						WEEK 2			
			MON	TUE	WED	THU	FRI	SAT	MON	TUE	WED	TH

No data

TOA PAINTER CLUB

- QRCode data
- Member
- Project
- Project (Potential)
- Project Data
- Project Data (Potential)
- Routing project plan** ☆
- Routing daily report
- Routing summary report

LIST PROJECT IN ROUTE

Work roadmap - project

Route: Week 1 Day Fri

Location you are in: **Đất thành**

Today's route: 0 Visited, 12 Plan, 0 Member, 0 Project

Search project information code

Nhà chị Thuận / Nhà ở riêng lẻ (2274619)
60 Phạm Văn Bạch, 15, QUAN TAN BINH, HO CHI MINH
Distance: 4,547 m (Located address: 247, Phạm Văn Bạch, Phường 15, Thành Phố Hồ Chí Minh, Hồ Chí Minh, Việt Nam)
Point: 0 Completed date: 30.09.23 **Xây thô**

Nhà chị Thuận / Nhà ở riêng lẻ (2274619)
60 Phạm Văn Bạch, 15, QUAN TAN BINH, HO CHI MINH
Distance: 4,547 m (Located address: 247, Phạm Văn Bạch, Phường 15, Thành Phố Hồ Chí Minh, Hồ Chí Minh, Việt Nam)
Point: 0 Completed date: 30.09.23 **Xây thô**

Nhà chị Hằng / Nhà ở riêng lẻ (2275891)

If location you are here incorrect, press this icon to get it back

Note purpose of the project visit, then press "Visit" button to check in

Click project

- Green is already visited
- Red is in radius to open "check in" button
- Black is out radius

Project information

Project code : 2283954

Location you are in: 8, Alley 34 Dat Thanh, Ward 6, Ho Chi Minh City, Ho Chi Minh City, Vietnam

You are standing away from the project 0 m

Note purpose of the project visit

Visit

Last visit date Today at 03:03 [VIEW REPORT](#)

Member

Select membership

(Do not select member if there is a potential project)

Project name *
Philip House

Project type *
Private house

1. Select Report

2. Select Project Visit

4. Report summary of route

Staff	Date	Daily route (Including offline)	
		Visited	Details have arrived
Test contractor	12.11.23	2	<ul style="list-style-type: none"> Aqua motel (2283953) Philip House (2283954)
Total visited		2	

SCAN QR CODE FOR PROJECT

Update and adjust member information (if change)







Project

- Working route
- Dashboard
- Member list**
- New member registration
- New project registration
- Potential project list
- Calculate acreage
- Promotion campaign

Member list

3 Member 3 Approved 0 Pending 0 Close

Search member

 Nguyen Ba Nhat / 224072 23452345 / 89/96 Dan Tri, 6, QUAN TAN BINH, HO CHI MINH Point: 0 Project: 0 / 1	
 Nguyen Ho / 224073 11223344 / 1234 Dong Khoi, 1, QUAN 1, HO CHI MINH Point: 0 Project: 0 / 0	
 Tran Nguyen / 224074 0908333 / 3bis Nguyen Trong Tuyen, 6, QUAN PHU NHUAN, HO CHI MINH Point: 0 Project: 0 / 0	

Click here if you want to see / update member information

Click here to see project list of member

VISIT PROJECT

Project list

1 Total 0 New 0 Pending 1 Approved

Project status 0 Completed 1 Other

Search project information

Aqua motel / Motel (2283953)
1080 CMT8, 7, QUAN TAN BINH, HO CHI MINH

Point: 0 Completed date: 31.01.2024 Plaster

Accured point of the project

Project code

Project information

Project code : 2283953

Location you are in: 8, Alley 34 Dat Thanh, Ward 6, Ho Chi Minh City, Ho Chi Minh City, Vietnam

You are standing away from the project 0 m

Note purpose of the project visit

Visit

Last visit date Today at 00:14 VIEW REPORT

Member

Nguyen Ba Nhat

(Do not select member if there is a potential project)

Project name *
Aqua motel



Project type *

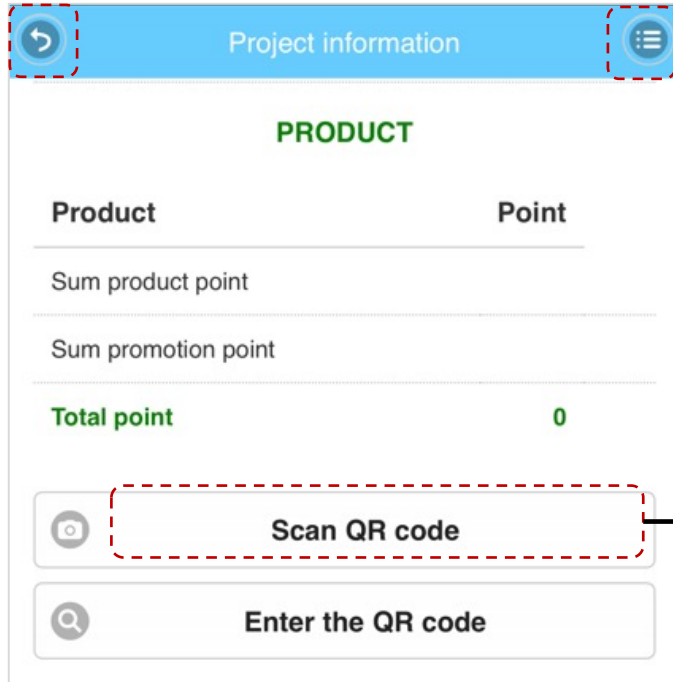
If location you are here incorrect, press this icon to get it back

Note purpose of the project visit, then press "Visit" button to check in

Member name


SCAN QR CODE

Press the arrow  to back or icon  to return to home page



1. Press "Scan QR code" button


2. Take the camera to QR code to scan.



Align the red line to the center of the QR code.

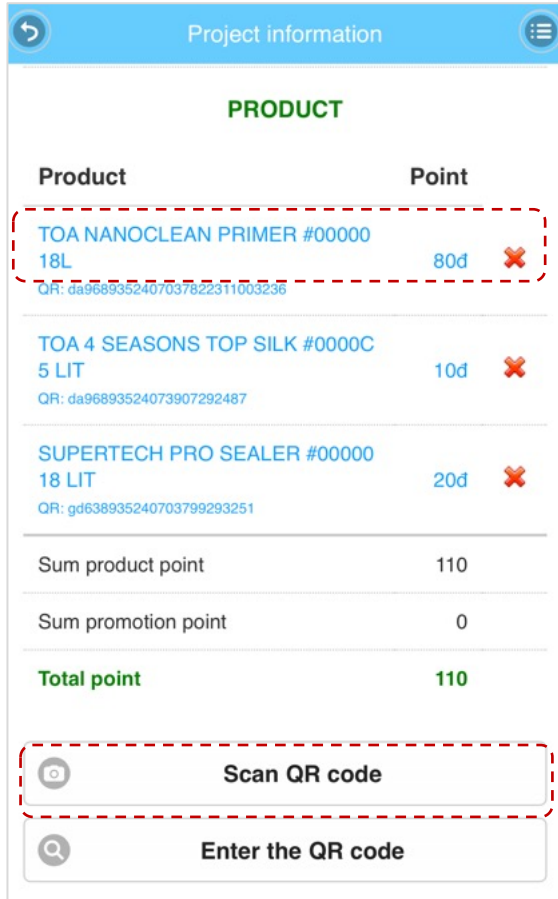


QR code

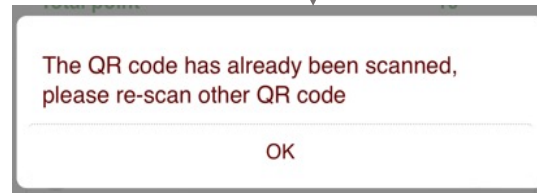


Scan the QR code on the left side of lid of drum/ can.

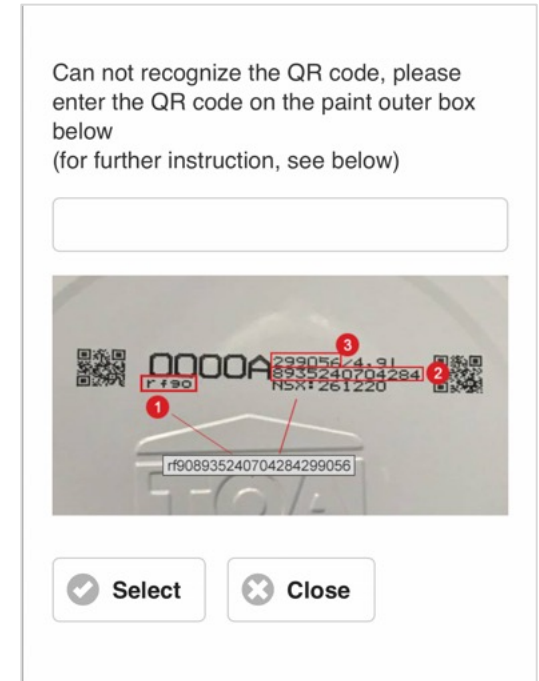

SCAN QR CODE



3. When the scan is successful, the product will jump to the top and appear blue



4. In case of scanning but the system does not receive a QR code, a message will appear as shown below.



5. When scanning 3 times, the system does not receive, it will display a notice to enter the QR code number according to the instructions above

SCAN QR CODE

Project information

Total point 0

Scan QR code

Enter the QR code

Promotion campaign

Add promotion campaign

Total project value

120,000,000

Photo of invoice

More invoice photo

Photo of project

More project photo

Update

Each product will scan only once, and not repeat.

6. Take photo of purchase invoice and upload photo to app

7. After scanning QR code, press "Update" button to save the scanned product

Saved successfully!
OK

PROJECT FINAL

CLOSE PROJECT

Select project status to completed project

End date will be automatically updated to current posting date → project will lock edit or scan QR code anymore

Project information

Start date *
1 Nov 2023

End date *
31 Jan 2024

Project status *
Plaster

Customer service *
Solve problem

Resolve problem *
Alkaline

Potential project
10% 20% 50% 80%
HOT WIN FAIL

Potential project notes

Next visit date *
21 Nov 2023

Project address *
1080 CMTR

Update

- Select project status
- Brickwork
- Plaster
- Paint
- Stop construction
- ✓ Completed
- Completed with Akzo
- Completed with Nippon

After pressing “Update” button → the system show message to re-confirm completed project

Do you want to Completed and close this project?
Note: The project completion date will automatically update as today

OK

Cancel

THANK YOU!